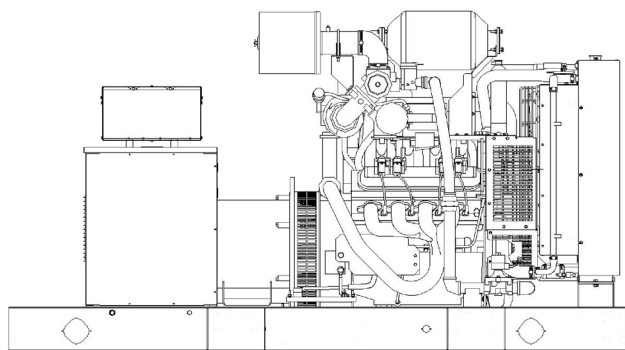




Ratings Range

		60 Hz
Standby:	kW	100-150
	kVA	100-187.5



Standard Features

- Kohler Co. provides one-source responsibility for the generating system and accessories.
- The generator set and its components are prototype-tested, factory-built, and production-tested.
- The 60 Hz generator set offers a UL 2200 listing.
- The generator set accepts rated load in one step.
- The 60 Hz generator set meets NFPA 110, Level 1, when equipped with the necessary accessories and installed per NFPA standards.
- The 60 Hz generator set engine is certified by the Environmental Protection Agency (EPA) to conform to Tier 1 stationary spark-ignited emissions regulations.
- A one-year limited warranty covers all systems and components. Two-, five-, and ten-year extended warranties are also available.
- Alternator features:
 - The unique Fast-Response™ II excitation system delivers excellent voltage response and short-circuit capability using a permanent magnet (PM)-excited alternator.
 - The brushless, rotating-field alternator has broadrange reconnectability.
- Other features:
 - Controllers are available for all applications. See controller features inside.
 - The electronic, isochronous governor incorporates an integrated drive-by-wire throttle body actuator delivering precise frequency regulation.

Generator Set Ratings

Alternator	Voltage	Ph	Hz	Natural Gas 130°C Rise Standby Rating	
				kW/kVA	Amps
4S13	120/208	3	60	150/187.5	520
	127/220	3	60	150/187.5	492
	120/240	3	60	150/187.5	451
	120/240	1	60	100/100	417
	139/240	3	60	150/187.5	451
	220/380	3	60	145/181.3	275
	277/480	3	60	150/187.5	226
	347/600	3	60	150/187.5	180
4S15	120/208	3	60	150/187.5	520
	127/220	3	60	150/187.5	492
	120/240	3	60	150/187.5	451
	120/240	1	60	110/110	458
	139/240	3	60	150/187.5	451
	220/380	3	60	145/181.3	275
	277/480	3	60	150/187.5	226
	347/600	3	60	150/187.5	180

RATINGS: All three-phase units are rated at 0.8 power factor. All single-phase units are rated at 1.0 power factor. *Standby Ratings:* Standby ratings apply to installations served by a reliable utility source. The standby rating is applicable to varying loads for the duration of a power outage. There is no overload capability for this rating. Ratings are in accordance with ISO-3046/1, BS 5514, AS 2789, and DIN 6271. *Prime Power Ratings:* Prime power ratings apply to installations where utility power is unavailable or unreliable. At varying load, the number of generator set operating hours is unlimited. A 10% overload capacity is available for one hour in twelve. Ratings are in accordance with ISO-8528/1, overload power in accordance with ISO-3046/1, BS 5514, AS 2789, and DIN 6271. For limited running time and base load ratings, consult the factory. Obtain the technical information bulletin (TIB-101) on ratings guidelines for the complete ratings definitions. The generator set manufacturer reserves the right to change the design or specifications without notice and without any obligation or liability whatsoever. GENERAL GUIDELINES FOR DERATION: *Altitude:* Derate 1.3% per 100 m (328 ft.) elevation above 200 m (656 ft.) up to a maximum elevation of 3000 m (9842 ft.). *Temperature:* Derate 2.0% per 10°C (18°F) temperature above 25°C (77°F) up to 50°C (122°F).

Alternator Specifications

Specifications	Alternator
Manufacturer	Kohler
Type	4-Pole, Rotating-Field
Exciter type	Brushless, Permanent-Magnet
Leads: quantity, type	12, Reconnectable
Voltage regulator	Solid State, Volts/Hz
Insulation:	NEMA MG1
Material	Class H
Temperature rise	130°C, Standby
Bearing: quantity, type	1, Sealed
Coupling	Flexible Disc
Amortisseur windings	Full
Voltage regulation, no-load to full-load	
Permanent magnet (PM) alternator	±2% Average
550 controller (with 0.5% drift due to temperature variation)	3-Phase Sensing, ±0.25%
Unbalanced load capability	100% of Rated Standby Current
One-step load acceptance	100% of Rating
Peak motor starting kVA:	(35% dip for voltages below)
480 V 4S13 (12 lead)	515
480 V 4S15 (12 lead)	620

- NEMA MG1, IEEE, and ANSI standards compliance for temperature rise and motor starting.
- Sustained short-circuit current of up to 300% of the rated current for up to 10 seconds.
- Sustained short-circuit current enabling downstream circuit breakers to trip without collapsing the alternator field.
- Self-ventilated and dripproof construction.
- Vacuum-impregnated windings with fungus-resistant epoxy varnish for dependability and long life.
- Superior voltage waveform from a two-thirds pitch stator and skewed rotor.
- Fast-Response™ II brushless alternator with brushless exciter for excellent load response.

Application Data

Engine

Engine Specifications	
Manufacturer	General Motors
Engine: model, type	Industrial Powertrain, Vortec 8.1 L, 4-Cycle, Turbocharged and Charge Cooled
Cylinder arrangement	V-8
Displacement, L (cu. in.)	8.1 (496)
Bore and stroke, mm (in.)	108 x 111 (4.25 x 4.37)
Compression ratio	9.1:1
Piston speed, m/min. (ft./min.)	399 (1311)
Main bearings: quantity, type	Alum. Lead Silicon Alloy
Rated rpm	1800
Max. power at rated rpm, kW (HP)	170 (228)
Cylinder head material	Cast Iron
Piston type and material	Strutless Flat Top, Hypereutectic Cast Alum.
Crankshaft material	Cast Nodular Undercut Rolled Fillet
Governor type	Electronic
Frequency regulation, no-load to full-load	Isochronous
Frequency regulation, steady state	±0.5%
Frequency	Field-Convertible
Air cleaner type, all models	Dry

Exhaust

Exhaust System	
Exhaust manifold type	Dry
Exhaust flow at rated kW, m ³ /min. (cfm)	30.1 (1063)
Exhaust temperature at rated kW, dry exhaust, °C (°F)	649 (1200)
Maximum allowable back pressure, kPa (in. Hg)	10.2 (3.0)
Exhaust outlet size at engine hookup, mm (in.)	See ADV drawing

Engine Electrical

Engine Electrical System	
Ignition system	Individual Coil Near Plug Ignition
Battery charging alternator:	
Ground (negative/positive)	Negative
Volts (DC)	12
Ampere rating	70
Starter motor rated voltage (DC)	12
Battery, recommended cold cranking amps (CCA):	
Qty., rating for -18°C (0°F)	1, 630
Battery voltage (DC)	12

Fuel

Fuel System	
Fuel type	Natural Gas
Fuel supply line inlet	1.5 NPTF
Natural gas fuel supply pressure, measured at the generator set fuel inlet downstream of any fuel system equipment accessories, kPa (in. H ₂ O)	1.74-2.74 (7.0-11.0)

Fuel Composition Limits *	Nat. Gas
Methane, % by volume	90 min.
Ethane, % by volume	4.0 max.
Propane, % by volume	1.0 max.
Propene, % by volume	0.1 max.
C ₄ and higher, % by volume	0.3 max.
Sulfur, ppm mass	25 max.
Lower heating value, kJ/m ³ (Btu/ft ³), min.	26.6 (890)

* Fuels with other compositions may be acceptable. If your fuel is outside the listed specifications, contact your local distributor for further analysis and advice.

Application Data

Lubrication

Engine Lubricating System

	Full Pressure
Type	
Oil pan capacity, L (qt.)	8.0 (8.5)
Oil pan capacity with filter, L (qt.)	8.5 (9.0)
Oil filter: quantity, type	1, Cartridge

Cooling

Radiator System

Ambient temperature, °C (°F) *	50 (122)
Engine jacket water capacity, L (gal.)	10.0 (2.6)
Radiator system capacity, including engine, L (gal.)	24.2 (6.4)
Engine jacket water flow, Lpm (gpm)	125 (33)
Heat rejected to cooling water at rated kW, dry exhaust, kW (Btu/min.)	129 (7320)
Heat rejected to charge cooling air at rated kW, dry exhaust, kW (Btu/min.)	13.2 (750)
Heat rejected to engine oil at rated kW, dry exhaust, kW (Btu/min.)	1.7 (95)
Water pump type	Centrifugal
Fan diameter, including blades, mm (in.)	599 (23.6)
Fan, kWm (HP)	6.7 (9.0)
Max. restriction of cooling air, intake and discharge side of radiator, kPa (in. H ₂ O)	0.125 (0.5)

* Enclosure with enclosed silencer reduces ambient temperature capability by 5°C (9°F).

Operation Requirements

Air Requirements

Radiator-cooled cooling air, m ³ /min. (scfm) †	340 (12000)
Combustion air, m ³ /min. (cfm)	10.3 (365)
Heat rejected to ambient air:	
Engine, kW (Btu/min.)	84.2 (4790)
Alternator, kW (Btu/min.)	16.0 (912)

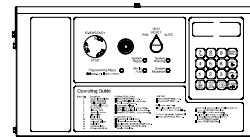
† Air density = 1.20 kg/m³ (0.075 lbf/ft³)

Fuel Consumption ‡

Natural Gas, m ³ /hr. (cfh) at % load	Standby Rating
100%	54.7 (1930)
75%	42.9 (1512)
50%	31.5 (1112)
25%	20.0 (707)
0%	10.4 (369)

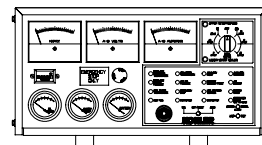
‡ Fuel consumption is based on 1015 Btu/standard cu. ft. natural gas.

Controllers



Decision-Maker® 550 Controller

Audiovisual annunciation with NFPA 110 Level 1 capability. Programmable microprocessor logic and digital display features. Alternator safeguard circuit protection. 12- or 24-volt engine electrical system capability. Remote start, remote annunciation, and remote communication options. Refer to G6-46 for additional controller features and accessories.



Decision-Maker® 3+, 16-Light Controller

Audiovisual annunciation with NFPA 110 Level 1 capability. Microprocessor logic, AC meters, and engine gauge features. 12- or 24-volt engine electrical system capability. Remote start, prime power, and remote annunciation options. Refer to G6-30 for additional controller features and accessories.

Additional Standard Features

- Alternator Protection (standard with 550 controller)
- Battery Rack and Cables
- Electronic, Isochronous Governor
- Gas Fuel System (includes fuel mixer, secondary gas regulator, gas solenoid valve, and flexible fuel line between the engine and the skid-mounted fuel system components)
- Integral Vibration Isolation
- Local Emergency Stop
- Oil Drain Extension
- Operation and Installation Literature

Available Options

Approvals and Listings

- CSA Approval
- UL 2200 Listing

Enclosed Unit

- Sound Enclosure (with enclosed critical silencer)
- Weather Enclosure (with enclosed critical silencer)

Open Unit

- Exhaust Silencer, Critical (kits: PA-324292, PA-324470)
- Flexible Exhaust Connector, Stainless Steel

Fuel System

- Flexible Fuel Line (required when the generator set skid is spring mounted)
- Gas Filter
- Secondary Gas Solenoid Valve

Controller (550 and 16-Light)

- Common Failure Relay
- Communication Products and PC Software (550 controller only)
- Customer Connection
- Dry Contact (isolated alarm)
- Engine Prealarm Sender
- Remote Annunciator Panel
- Remote Audiovisual Alarm Panel
- Remote Emergency Stop
- Remote Mounting Cable
- Run Relay

Cooling System

- Block Heater [recommended for ambient temperatures below 10°C (50°F)]

Electrical System

- Alternator Strip Heater
- Battery
- Battery Charger, Equalize/Float Type
- Battery Heater
- Line Circuit Breaker (NEMA1 enclosure)
- Line Circuit Breaker with Shunt Trip (NEMA1 enclosure)
- Safeguard Breaker (available with 16-light controller)

Miscellaneous

- Air Cleaner Restrictor Indicator
- Engine Fluids (oil and coolant) Added
- Rated Power Factor Testing
- Rodent Guards

Literature

- General Maintenance
- NFPA 110
- Overhaul
- Production

Warranty

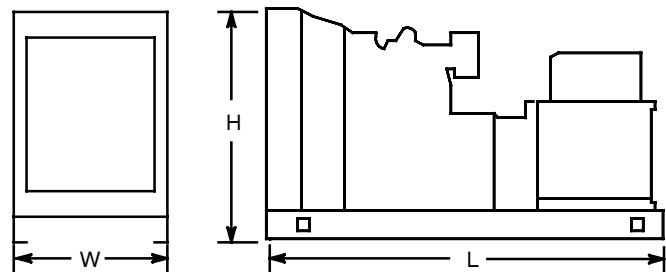
- 2-Year Basic
- 2-Year Prime
- 5-Year Basic
- 5-Year Comprehensive

Other Options

- _____
- _____
- _____
- _____
- _____
- _____
- _____

Dimensions and Weights

Overall Size, L x W x H, mm (in.): 2800 x 1120 x 1337
 (110.24 x 44.09 x 52.64)
 Weight (radiator model), wet, kg (lb.): 1150 (2535)



NOTE: This drawing is provided for reference only and should not be used for planning installation. Contact your local distributor for more detailed information.

DISTRIBUTED BY: